

Bayview Community Center



June 14, 2018





Infrastructure Sales Tax Financing History

<u>Bond(s)/Note</u>	<u>FY Issued</u>	<u>Amount</u>	<u>Uses</u>	<u>Interest</u>	<u>FY Paid Off</u>
Infrastructure Sales Tax Revenue Bond, Series 2017	2017	\$ 25,000,000	Capital Improvements	2.150% (f)	2028
Capital Improvement Revenue Bonds, Series 2010A-1	2010	\$ 5,910,000	Refinanced 2000A Bonds	4.125%-5.125% (f)	2018
Capital Improvement Revenue Bonds, Series 2010A-2	2010	\$ 12,280,000	Refinanced 2000B Bonds	4.125%-5.125% (f)	2018
Capital Improvement Revenue Bond, Series 2000A	2000	\$ 6,500,000	Capital Improvements	0.511%-4.815% (v)	2010
Capital Improvement Revenue Bond, Subordinate Series 2000B	2000	\$ 13,500,000	Capital Improvements	0.511%-4.815% (v)	2010
Infrastructure Sales Tax Revenue Bonds, Series 1998	1998	\$ 10,000,000	Capital Improvements	4.000%-4.450% (f)	2007
Capital Improvement Revenue Note, Series 1992	1992	\$ 1,800,000	Capital Improvements	3.388%-6.175% (v)	2002

(f) = Fixed Interest Rate; (v) = Variable Interest Rate





Bayview Community Center

- Funding available from LOST IV
- Approved funding of \$8,250,000
- Current funding estimate of \$9,585,000





Bayview Community Center Process

- Council approved budget
- Architect presented design to Council
- Bid was issued for construction
- Award of bid presented to Council






Bayview Community Center Timeline

- February 11, 2016 - City Council authorized reimbursement resolution for the rebuilding of Fire Station #3 and Bayview Resource Center
 - \$6,050,000 Project Budget
- January 12, 2017 - City Council awarded a contract to Caldwell Associates Architects, Inc.
 - \$6,050,000 Project Budget
- January 23, 2017 – City Council Workshop on Bayview Community Center.
 - New project cost estimate of \$8.25 million.
- March 9, 2017 – Bayview Resource Center (\$6.05 million with current estimates at \$8.25 million) was mentioned in item recommending a moratorium on encumbering any further LOST IV funds.





Bayview Community Center Timeline (Cont.)

- September 20, 2017 - City Council approved the Fiscal Year 2018 budget which included LOST funding in the amount of \$8,250,000.
- October 12, 2017 - City Council approved Resolution No. 17-65 authorizing a financing in the principal amount of \$25,000,000.
- December 4, 2017 – City Council failed to approve a recommendation to place a moratorium on proceeding any further with the Bayview Community Resource Center project until such a time that input from the citizens can be obtained and certain design characteristics can be explained and addressed.
- March 30, 2018 – Advertisement in Pensacola News Journal of Bid 18-009, Bayview Community Resource Center.






Bayview Community Center Project Cost

Line Item	(a) Award Construction 6/14/2018 Item 18-00216	(b) Approved Budget 9/20/2017 Item 17-63	(c) Award A&E Services 1/12/2017 Item 16-00326	(d) Council Memo 6/14/2018 Interest Revised	(e) Council Memo 6/14/2018 Item 18-00223
1 Estimated Project Cost	-	-	-	-	-
2 Construction Cost	8,007,000	6,050,000	4,500,000	5,950,000	5,474,781
3 Escalation to January 2018	-	576,607	-	-	-
4 Contingency	240,653	446,693	450,000	178,500	164,243
5 Subtotal	8,247,653	7,073,300	4,950,000	6,128,500	5,639,024
6 7% Design Fee	-	423,500	315,828	-	-
7 7% Design Fee and Reimbursable Amounts	598,847	-	-	416,500	383,230
8 Additional A&E Services and Soft Cost	413,500	428,200	404,500	413,500	413,500
9 Furniture, Fixtures & Equipment	325,000	325,000	-	325,000	325,000
10 Miscellaneous	-	-	279,000	-	-
11 Project Management & Inspection	-	-	100,672	-	-
12 Subtotal	1,337,347	1,176,700	1,100,000	1,155,000	1,121,730
13 Interest Expense	-	-	-	966,500	1,489,246
14 Total	9,585,000	8,250,000	6,050,000	8,250,000	8,250,000






Bayview Community Center Project Cost Revised

Line Item	(a) Award Construction 6/14/2018 Item 18-00216	(b) Approved Budget 9/20/2017 Item 17-63	(c) Award A&E Services 1/12/2017 Item 16-00326	(d) Council Memo 6/14/2018 Interest Revised	(e) Council Memo 6/14/2018 Item 18-00223
1 Estimated Project Cost	-	-	-	-	-
2 Construction Cost	8,007,000	6,050,000	4,500,000	5,950,000	5,474,781
3 Escalation to January 2018	-	576,607	-	-	-
4 Contingency	240,653	446,693	450,000	178,500	164,243
5 Subtotal 1-4	<u>8,247,653</u>	<u>7,073,300</u>	<u>4,950,000</u>	<u>6,128,500</u>	<u>5,639,024</u>
6 7% Design Fee	560,490	423,500	315,828	416,500	383,230
7 7% Design Fee and Reimbursable Amounts *	-	-	-	-	-
8 Additional A&E Services and Soft Cost	451,857	428,200	404,500	413,500	413,500
9 Subtotal 6-8	<u>1,012,347</u>	<u>851,700</u>	<u>720,328</u>	<u>830,000</u>	<u>796,730</u>
10 Furniture, Fixtures & Equipment	325,000	325,000	-	325,000	325,000
11 Miscellaneous	-	-	279,000	-	-
12 Project Management & Inspection	-	-	100,672	-	-
13 Subtotal 6-12	<u>1,337,347</u>	<u>1,176,700</u>	<u>1,100,000</u>	<u>1,155,000</u>	<u>1,121,730</u>
14 Interest Expense	-	-	-	966,500	1,489,246
15 Total	<u>9,585,000</u>	<u>8,250,000</u>	<u>6,050,000</u>	<u>8,250,000</u>	<u>8,250,000</u>

* Revised from 6/11/18 presentation - Based on questions at 6/11/18 agenda conference.






Bayview Community Center A&E Design Services

Paid Invoices

	(c)	(b)	(f)	(g)	(h)
	A&E Services Contract	Approved Budget	Total Paid	Difference Total Paid vs A&E Services Contract	Difference Total Paid vs Approved Budget
1 BASIC SERVICE	\$ 315,828.00	\$ 423,500.00	\$ 310,728.99	\$ 5,099.01	\$ 112,771.01
2 ADDITIVE SERVICES/SOFT COSTS	404,500.00	428,200.00	287,240.11	117,259.89	140,959.89
3 TOTAL DESIGN SERVICES	<u>\$ 720,328.00</u>	<u>\$ 851,700.00</u>	<u>\$ 597,969.10</u>	<u>\$ 122,358.90</u>	<u>\$ 253,730.90</u>






Bayview Community Center A&E Design Services

Paid and Unpaid Invoices

	(c) A&E Services Contract	(b) Approved Budget	(i) Total Unpaid Invoices	(j) Total Paid & Unpaid Invoices	(k) Difference Total Paid & Unpaid vs A&E Services Contract	(l) Difference Total Paid and Unpaid vs Approved Budget
1 BASIC SERVICE	\$ 315,828.00	\$ 423,500.00	\$ 137,663.01	\$ 448,392.00	\$ (132,564.00)	\$ (24,892.00)
2 ADDITIVE SERVICES/SOFT COSTS	404,500.00	428,200.00	48,145.20	335,385.31	69,114.69	92,814.69
3 TOTAL DESIGN SERVICES	\$ 720,328.00	\$ 851,700.00	\$ 185,808.21	\$ 783,777.31	\$ (63,449.31)	\$ 67,922.69





Bayview Community Center A&E Design Services

	(a) Award Construction	(j) Total Paid & Unpaid Invoices	(m) Difference Total Paid & Unpaid vs Award Construction
1 BASIC SERVICE	\$ 560,490.00	\$ 448,392.00	\$ 112,098.00
2 ADDITIVE SERVICES/SOFT COSTS	451,857.00	335,385.31	116,471.69
3 TOTAL DESIGN SERVICES	\$ 1,012,347.00	\$ 783,777.31	\$ 228,569.69





Changes in Budget Bayview, Theophalis May and Woodland Heights

Fiscal Year	Bayview	Change from Original		Theophalis May	Change from Original		Woodland Heights	Change from Original	
		\$	%		\$	%		\$	%
2007				1,000,000			1,000,000		
2008				1,000,000	-	0.00%	1,000,000	-	0.00%
2009				1,048,000	48,000	4.80%	1,000,000	-	0.00%
2010				584,057	(415,943)	-41.59%	1,000,000	-	0.00%
2011				634,057	(365,943)	-36.59%	1,500,000	500,000	50.00%
2012				3,134,057	2,134,057	213.41%	3,000,000	2,000,000	200.00%
2013				3,134,057	2,134,057	213.41%	3,000,000	2,000,000	200.00%
2014				3,534,057	2,534,057	253.41%	3,150,000	2,150,000	215.00%
2015				3,141,913 (b)	2,141,913	214.19%	2,981,625 (b)	1,981,625	198.16%
2016	6,050,000 (a)	-	0.00%						
2017	6,050,000	-	0.00%						
2018	8,250,000	2,200,000	36.36%						
Current Estimate	9,585,000	3,535,000	58.43%						

Based on Bid

(a) Approved By City Council February 11, 2016

(b) Final Actual Amount Expended





Changes in Budget

Theophalis May and Woodland Heights

	<u>Woodland Heights</u>
Original	\$ 1,000,000.00
2009 - Transfer from Westside Community Center (memo 6/2011)	500,000.00
April 4, 2011 - Council approved moving \$704,000 from SCBA	704,000.00
April 4, 2011 - Council approved pulling from 8 year LOST Balance	283,596.00
April 4, 2011 - Council approved pulling from unallocated	512,404.00
	<u>\$ 3,000,000.00</u>
	<u>Theophalis May</u>
Original (Westside Community Center)	\$ 1,000,000.00
2009 - Transfer to Woodland Heights (memo 6/20/11)	(500,000.00)
June 20, 2011 - Westside Library	1,500,000.00
June 20 2011 - 800 Mhz Radio System	500,000.00
June 20, 2011 - FY 2016 Pavement management	500,000.00
November 13, 2012 - FY 2017 General Capital Equipment	250,000.00
	<u>\$ 3,250,000.00</u>





Changes in Budget Bayview

	<u>Bayview</u>
Original	\$ 6,050,000.00
January 23, 2017 - Economic Incentives (a)	2,200,000.00
June 14, 2018 - General Athletic Improvements - LOST IV	970,000.00
June 14, 2018 - General Park Improvements - LOST IV	365,000.00
	<u>\$ 9,585,000.00</u>

(a) January 23, 2017 - Notified Council at workshop of \$2,200,000 increase. Approved as part of the FY 2018 Budget





Bayview Community Center Summary

- Accountability
 - Budget available for project
- Control
 - Expenditures to date within budget
- Transparency
 - If this award of bid #18-009 is not approved by Council, it is estimated that the project would be delayed until 2019

