

ST Engineering
Aerospace

Pensacola Employee Demographics

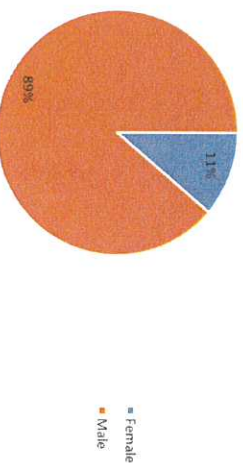


ST Engineering
Aerospace

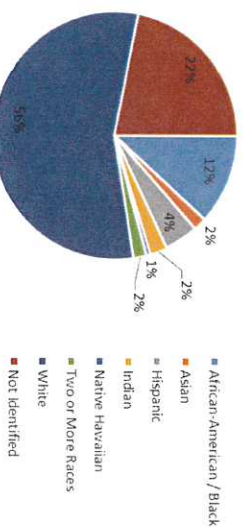
Pensacola Employee Demographics

- **Total Headcount - 178**

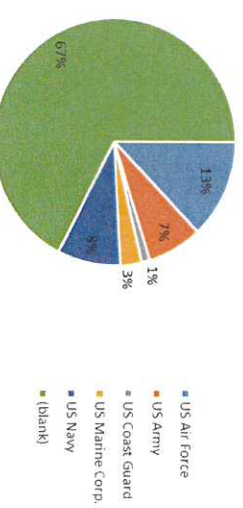
Male / Female Demographic



Race Demographics

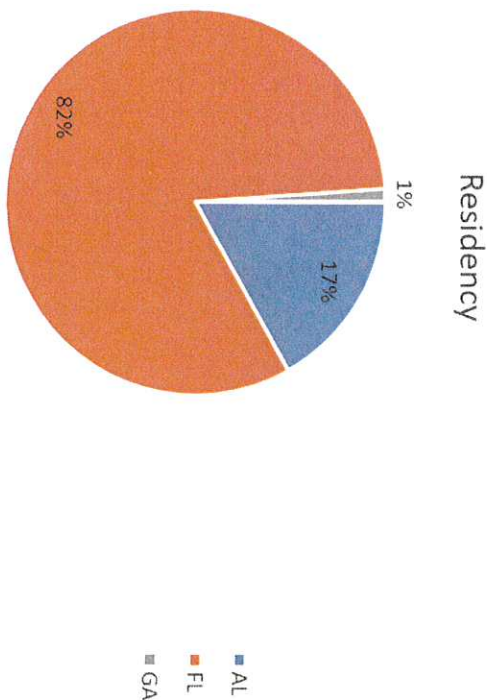


Military Veteran Status



Pensacola Employee Demographics

Cont.



Cost Cnt	(Multiple Items)	
State	FL	
Row Labels Count of Personnel Number		
32258		1%
32401		1%
32433		1%
32503		10%
32504		8%
32505		2%
32506		12%
32507		2%
32514		21%
32524		1%
32526		10%
32533		9%
32534		3%
32536		2%
32539		1%
32561		1%
32563		4%
32565		1%
32566		1%
32570		4%
32571		2%
32577		1%
32583		1%
33755		1%
Grand Total		100%

Pensacola Site Recruiting

- Community/city council outreach/meetings to make community aware of ST, jobs and training opportunities.
- CareerSource Escarosa, CareerSource FWB, CareerSource Panama City job fairs/recruiting events for unemployed, under-employed and vocational re-training.
- EmployFlorida and Federal DOL job fairs for persons with disabilities seeking training for meaningful employment.
- ECSD/K-12 engagement events (Lego plane build), feeder school engagement to pipeline students to BC Rain/BTW Aviation Academies.
- Ferguson Airport “Fly-In” events to promote STEM/Aviation Academies for women in Aviation/pipeline feeder schools to BTW
- BC Rain- Tango Flight Plane Build- Provided mentors for technical advice and life skills coaching.
- BTW/BC Rain- Summer Internships for rising seniors, student ambassadors to participate in ST company functions/events, mock interviews/interviewing skills

Thank You

