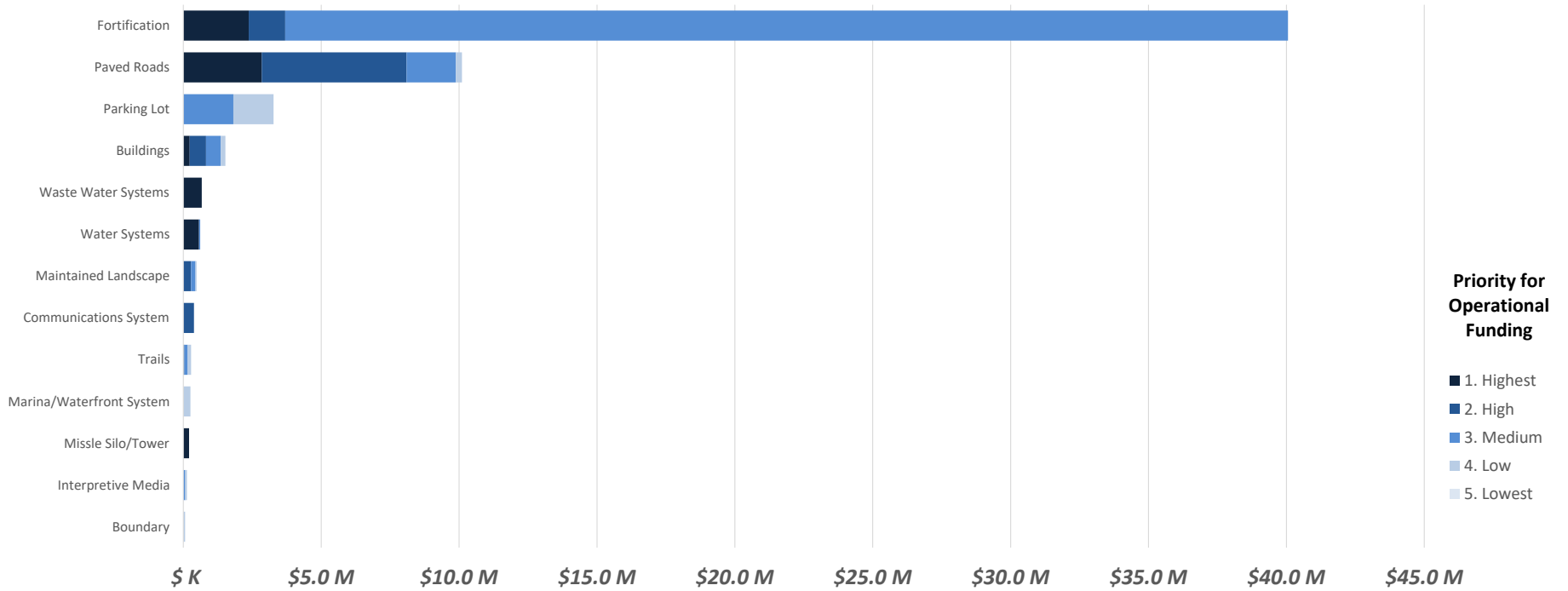
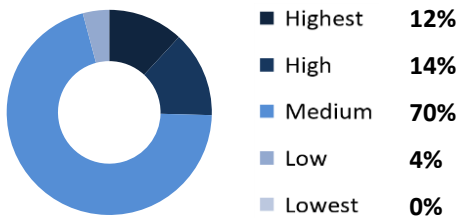


Total Deferred Maintenance \$58,065,972

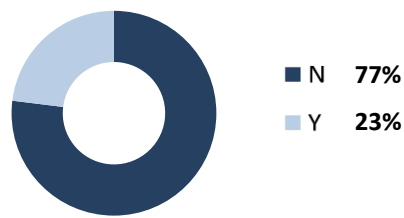
Deferred Maintenance by Asset Category



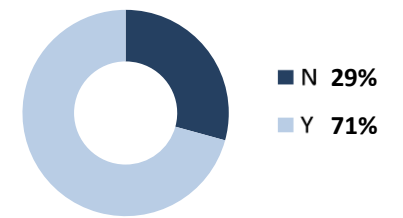
Priority for Operational Funding by \$ Value



Transportation Asset Breakdown by \$ Value



Historic Asset Breakdown by \$ Value



Summary of Deferred Maintenance

Compared to Replacement Value

	<i>Deferred Maintenance</i>	<i>Current Replacement Value</i>
FL	\$58.1M	\$5592.3M
Gulf Islands, FL	\$58.1M	\$5592.3M
Grand Total	\$58.1M	\$5592.3M

(*) - Costs lumped into another unit.
(**) - Costs not documented.
(***) - Costs for park included in another state.