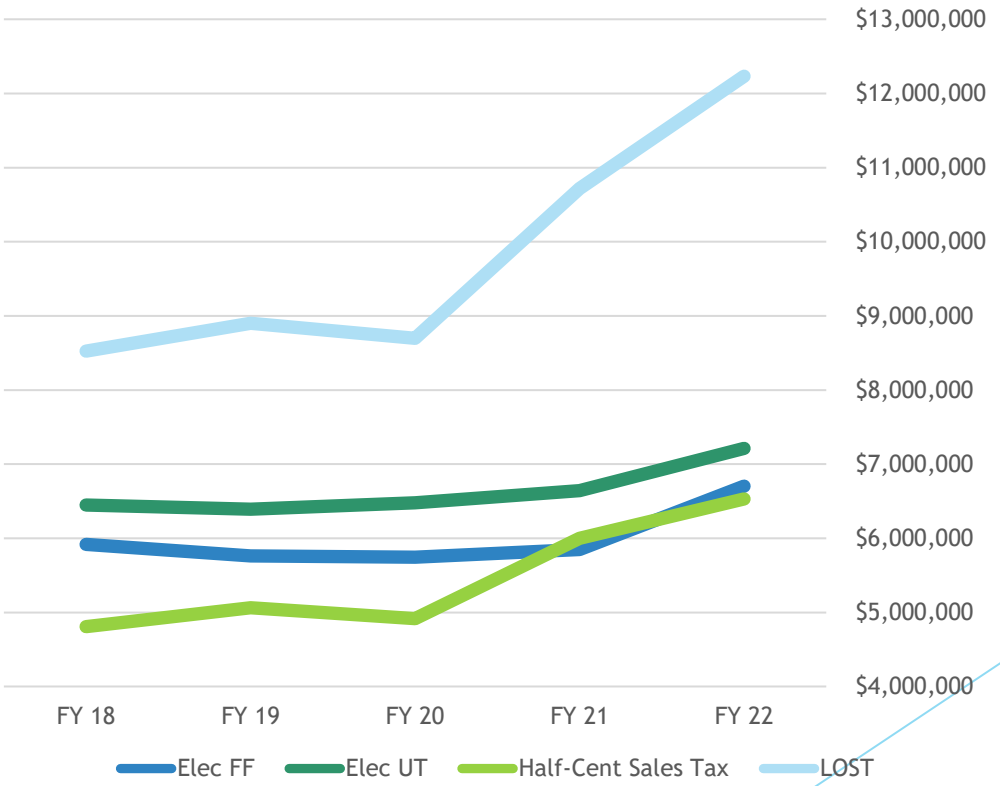
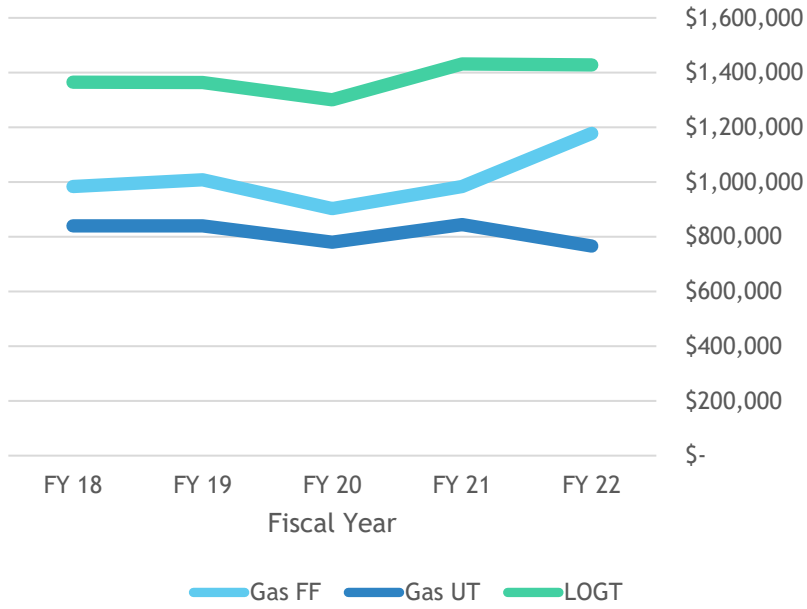


Financial Report

City of Pensacola

Major Revenues FY2022



General Fund - FYE2022

- ▶ Income (Prior to Year End Entries) - \$2,337,800
- ▶ Change in Fund Balance - \$2,877,774

Carryforward Update - 3/31/23

▶ New Positions

- ▶ Grant Writer - Hired 2/21/23
- ▶ Grant Coordinator - Hired 2/21/23
- ▶ Economic Development Director - Hired

▶ Studies

- ▶ City-Wide Salary Study - Commenced 4/17/23
- ▶ Strategic Plan - RFP currently on the street, closes 5/10/23
- ▶ LDC Review - RFQ closed 3/23/23

▶ Equipment

- ▶ Additional barricades - On order
- ▶ Tactical vehicle - On order
- ▶ Perimeter Fencing PPD - On order

▶ Projects

- ▶ Roger Scott Tennis Center - Construction on-going
- ▶ Roger Scott Pool/Bathrooms - Commenced
- ▶ City asset maintenance - On-going
- ▶ Palafox Road Diet - Funding commitment has been wired to FDOT

Enterprises - FY 2023

	Pensacola Energy	Sanitation	Port	Airport
Income/(Loss) - Prior to YE	(\$1,683,917)	\$29,109	\$360,838	\$3,553,999
Increase/(Decrease in Net Position	\$5,295,229	\$1,964,091	(\$374,831)	\$59,045,948
Net Change in Cash and Equivalents	\$1,338,881	\$125,190	\$422,605	\$2,915,469
Change Current Assets-Current Liabilities	(\$1,570,916)	\$339,607	\$540,367	\$12,326,907

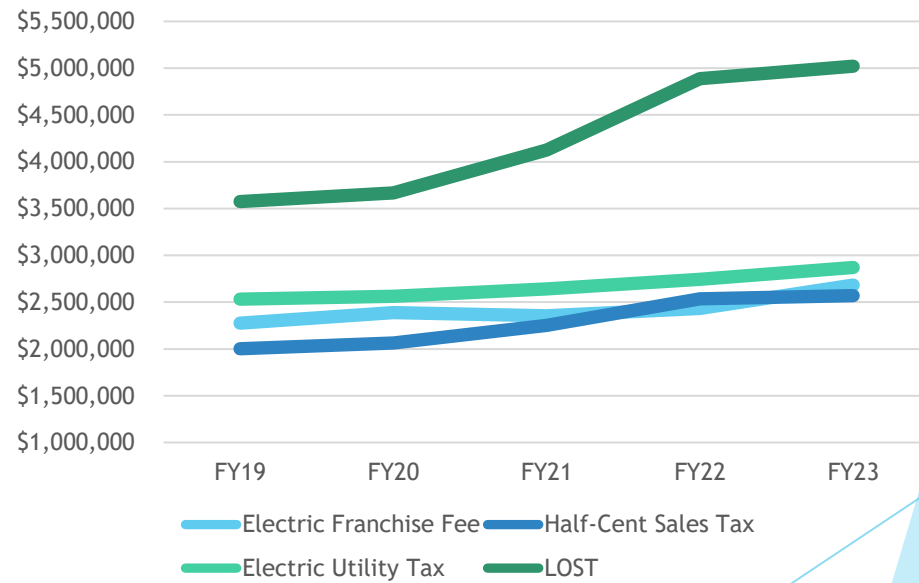
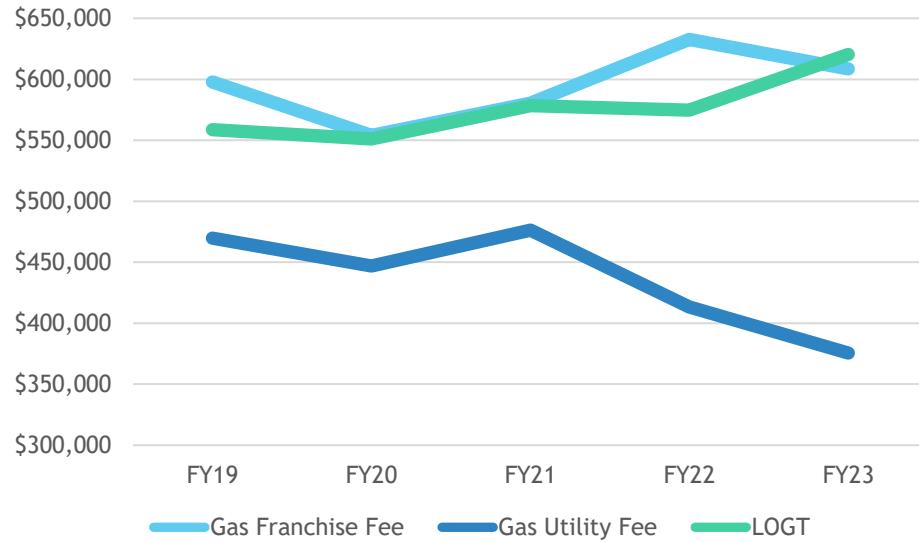
Overperforming Funds - FY23

Fund Name	FY22 Income/(Loss)	FY21 Income/(Loss)
Parking	\$344,734	\$122,436
Inspections	\$805,517	\$1,569,461

Underperforming Funds - FY23

Fund Name	FY22 Income/(Loss)	FY21 Income/(Loss)
Local Option Gas Tax	(\$104,044)	(\$98,028)
Stormwater Operating	\$130,255	(\$141,289)
Recreation Fund	(\$200,328)	(\$133,364)

Second Quarter 2023



Tree Trust Fund - 3/31/23

Revenues		
Location	Amount	District
51 S. Coyle St.	\$35,200.00	7
201 E. Wright St.	\$1,200.00	6
1029 E. LaRua St.	\$4,400.00	6
321 E. Cervantes St.	\$1,200.00	6
745 Tanglewood Dr.	\$2,000.00	4
2650 Creighton Rd.	\$1,200.00	2
917 E Lakeview Ave.	\$3,200.00	5
606 S. F St.	\$3,600.00	7
4064 Montaigne Dr.	\$1,000.00	3
371 Woodbine Dr.	\$1,000.00	4
1822 E. Moreno St.	\$3,000.00	5
Total		

Expenditures		
Location	Amount	District
Marketplace Greenway	\$112,429.04	1
Baars Park	\$1,060.10	4
Bay Bluffs	\$2,868.28	3
Bayview Park	\$935.38	4
Bryan Park	\$623.58	2
Downtown Palafox	\$124.72	6
East Gate	\$187.08	1
Belvedere	\$62.35	1
Fairchild Park	\$311.80	2
Fort George	\$249.43	6
Granada Subdivision Park	\$187.08	6
Greenwood Park	\$124.72	5
Gull Point	\$561.23	3
H.K. Matthews	\$124.72	5
Hitzman Park	\$1,746.05	1
Lavallet Park	\$685.95	3

Tree Trust Fund (Continued)- 3/31/23

Expenditures - Continued		
Location	Amount	District
Main Street	\$1,122.46	6
Malaga Square	\$374.15	5
MLK Plaza	\$62.35	6
Technology Park	\$1,621.33	6
Pineglades Park	\$124.72	2
Pintado Park	\$1,558.96	4
Plaza Ferdinand	\$62.35	6
Roger Scott	\$2,556.71	1
Roger Scott Dog Park	\$997.73	1
Semmes Park	\$374.15	2
Springdale Park	\$62.35	2
Toledo Square	\$249.43	6
Victory Park	\$124.72	6
Wooded Lot/Airport Hospital TRP	\$1,434.25	2
Zamora Square	\$62.35	5
Park Tree Replacement Plan	\$8,130.47	0
Total		10

American Rescue Plan Act - Facilities

Project	Budget	Remaining Balance
Building Infrastructure	\$1,000,000	\$705,581
Audio/Video System Enhancements/Upgrade	\$250,000	\$162,527
Council Chambers	\$350,000	\$350,000
Upgrade/Improve Phone Services	\$35,991	\$35,991

American Rescue Plan Act - Stormwater

Project	Budget	Remaining Balance
Main Street	\$1,679,003	\$1,679,003
Barrancas Ave.	\$600,000	\$600,000
Cordova Square Pond Expansion	\$350,000	\$350,000
9th Ave to Pensacola Bay	\$325,000	\$252,637

American Rescue Plan - Other

Project	Budget	Remaining Balance
Bayview Erosion Rehabilitation	\$500,000	\$447,631
Palafox Bathrooms	\$225,000	\$216,629
Summit BLVD Road Diet	\$75,000	\$48,524
Arborist	\$242,662	\$148,770
Tree Canopy Study	\$145,743	\$302
Solar Feasibility Study	\$46,000	\$595
Tree Replacement Plan (Parks)	\$34,595	\$17,428
PFAS Cleanup	\$200,000	\$107,891
Covid Expenses	\$252,140	\$252,140
I110 Camp	\$122,325	\$621

American Rescue Plan Act - Other

Project	Budget	Remaining Balance
Cultural/Historical Affairs	\$128,755	\$128,755
Cultural Affairs Specialists	\$350,000	\$268,123
Journey to Juneteenth	\$20,000	(\$2,925)
Skate Park	\$950,000	\$331,195
Community Studer Institute - The Spring	\$75,000	\$75,000
Marina	\$127,000	\$127,000

ARPA - Homelessness Reduction

Agency	Allocation	Remaining
REAP/Max-Well	\$442,000	\$515
REAP/Lodges	\$200,000	\$18,024
LOTUS	\$425,000	\$384,792
Brightbridge	\$281,400	\$237,650
Children's Home Society	\$135,250	\$55,028
Lakeview	\$300,000	\$300,000
Pensacola Dream Center	\$300,000	\$181,217
Hotel	\$180,000	0
Unallocated	\$736,346	\$736,346
Total Remaining Available	\$3,000,000	\$1,913,572

Pension Funds

- ▶ For FY2022 pension fund returns were as follows:
 - ▶ General Pension - (17.51%)
 - ▶ Fire Pension - (18.0%)
 - ▶ Police Pension - (15.51%)
- ▶ Net Impact for City for the FY24 Budget:

	FY23	FY24	Difference
General	\$5,594,922	\$5,599,270	\$4,348
Fire	\$727,572	\$1,231,860	\$504,288
Police	\$3,201,237	\$3,407,553	\$206,316
Total	\$9,523,731	\$10,238,683	\$714,952

Interest Earnings

- ▶ Total Interest Earnings at the End of FY22 - \$1,633,342
- ▶ Total Interest Earnings at 3/31/23 - \$978,488