

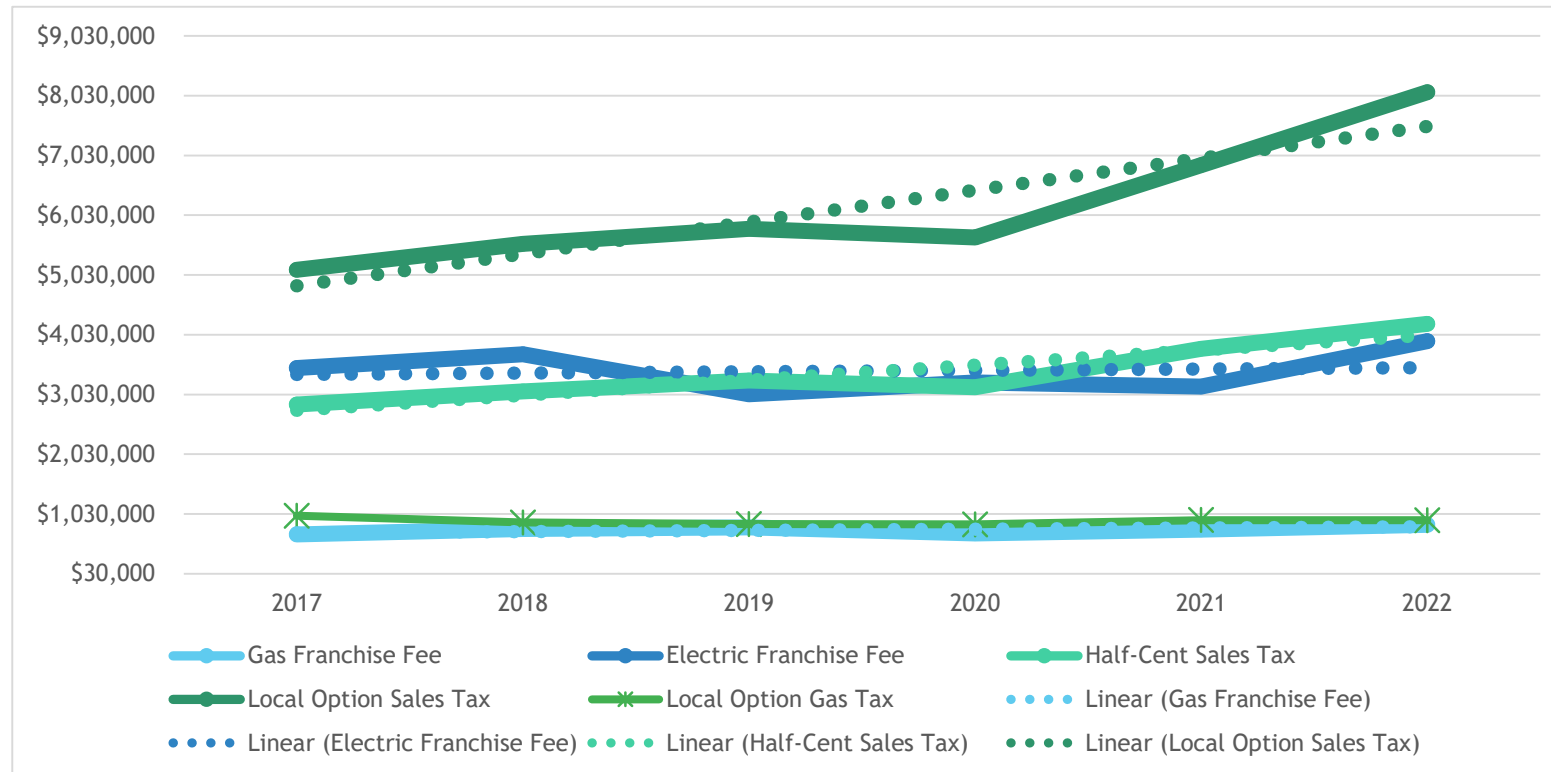
Financial Report

City of Pensacola

3rd Quarter Financial Statements

Nine Months Ending June 30, 2022

General Fund



- ▶ Gas Franchise Fee - Up 10.68% or \$82,002 from FY21
- ▶ Electric Franchise Fee - Up 24.07% or \$761,200 from FY21
- ▶ Half-Cent Sales Tax - Up 11.05% or \$419,315 from FY21
- ▶ LOST - Up 17.76% or \$1,220,031 from FY21
- ▶ LOGT - Down -.30% or \$2,809 from FY21

Tree Planting Trust Fund

- ▶ Revenues and expenditures recorded in the General Fund
 - ▶ Total contributions plus interest income - \$73,833
 - ▶ Expenditures/encumbrances - \$95,597
 - ▶ End of 3rd quarter unassigned fund balance - \$308,955
 - ▶ \$50,000 will be assigned to Operto Park Refurbishment
 - ▶ Assigned fund balance
 - ▶ Marketplace greenway - \$130,000
 - ▶ Tree replacement/City parks - \$150,000
 - ▶ City Council - \$49,424
 - ▶ Neighborhood grant - \$3,575
 - ▶ Carpenter's Creek restoration - \$10,000

Tree Planting Trust Fund FY2013 - FY2022 Revenues by District

District	Amount
1	\$53,100.00
2	263,050.00
3	0.00
4	15,925.00
5	64,750.00
6	62,675.00
7	42,625.00
Miscellaneous	38,525.00
Sacred Heart Hospital	5,000.00
Total	\$545,650.00

Housing Initiatives Fund

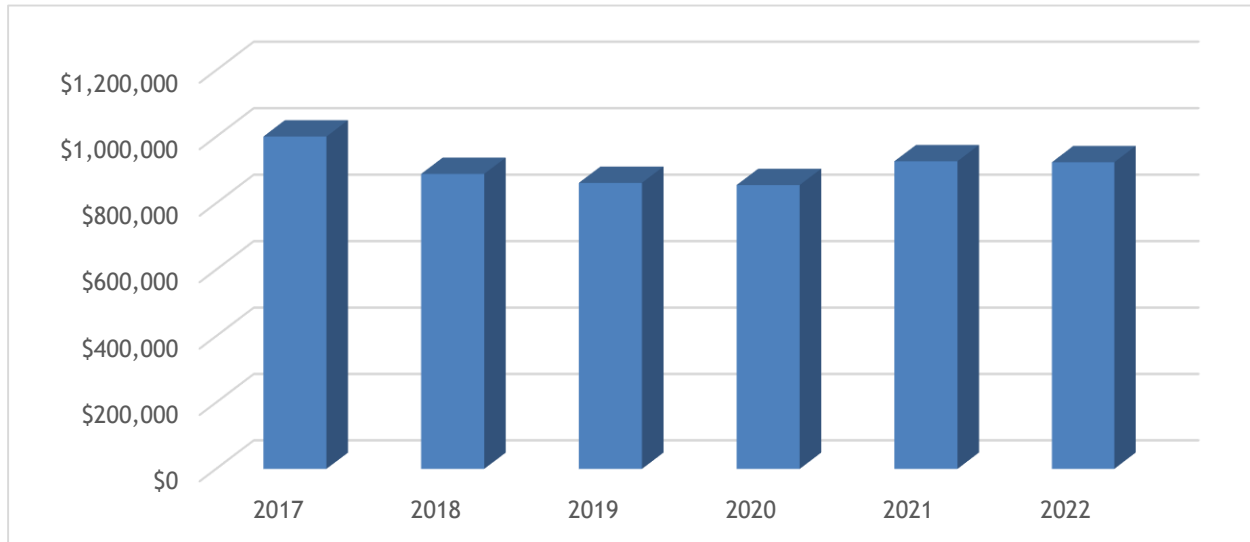
- ▶ Revenues and expenditures recorded in General Fund
 - ▶ 2nd quarter “Housing Initiatives Fund” total contributions \$43,589
 - ▶ “Housing Initiatives Fund” expenditures/encumbrances - \$28,147
 - ▶ End of 2nd quarter unencumbered balance for “Housing Initiatives Fund - \$488,991

Special Revenue Funds - Parking Management Fund

- ▶ Parking Management Fund
 - ▶ Revenues exceeded expenditures by \$275,030
 - ▶ Revenues are \$275,188 more than the same point in FY21

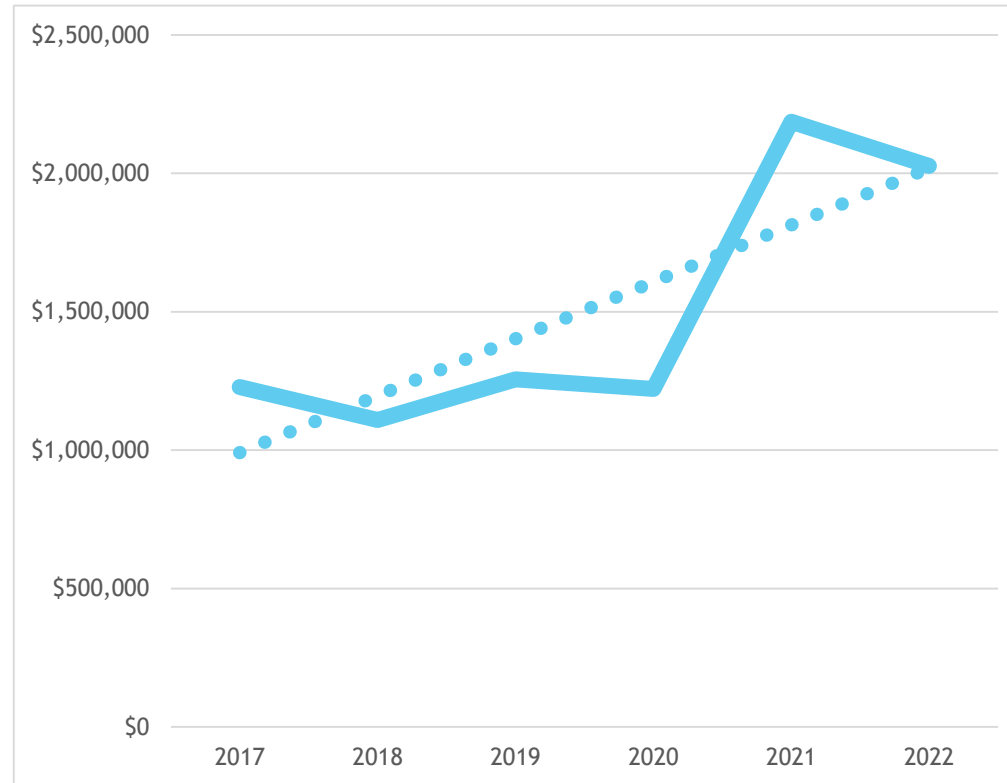
Special Revenue Funds

- ▶ Local Option Gasoline Tax Fund (LOGT)
 - ▶ Revenue was **\$2,809 less than the same point in FY21.**
 - ▶ Staff is monitoring trends to gauge impacts of current events



Special Revenue Funds - Inspection Fund

- ▶ Inspection Services Fund
 - ▶ In Total Revenues Exceeded Expenditures By **\$547,212**
 - ▶ Revenues were **\$159,495** more than the Prior Year



Fuel and Utilities

